



## REGULAR MEETING OF THE BOARD OF DIRECTORS

Meeting held at  
District Office:  
388 Blohm Ave.,  
Aromas CA 95004

**AGENDA**  
**Tuesday, September 26, 2017**  
**7:00 PM**

President- James Leap  
Vice President- Richard Smith  
Director- Marcus Dutra  
Director- Wayne Holman  
Director- Wayne Norton  
General Manager- Robert Johnson  
Board Secretary- Louise Coombes

- I. **CALL TO ORDER**
- II. **ROLL CALL OF DIRECTORS:** Pres. James Leap, V. Pres. Richard Smith, Wayne Holman, Marcus Dutra and Wayne Norton
- III. **PLEDGE OF ALLEGIANCE**
- IV. **STATEMENTS OF DISQUALIFICATION**
- V. **ADDITIONS AND DELETIONS**
- VI. **MINUTES** Motion to approve the Minutes of the August 22, 2017 Board Meeting p.3-4
- VII. **ORAL COMMUNICATION** *Anyone wishing to address the Board on informational items, staff reports or matters not listed on the agenda may do so during Oral Communications. Please limit your comment to three minutes. The public may comment on listed Action and Public Hearing items at the time they are considered by the Board.*
- VIII. **PRESENTATIONS:**
  - A. DIRECTORS' REPORTS
  - B. ATTORNEY'S REPORT
  - C. MANAGER'S REPORT p.5-7
  - D. CORRESPONDENCE p.8
- IX. **ACTION ITEMS:**
  - A. **Financial Reports for the Month of August 2017.** Revenue for August was p.9-14  
\$123,868.82; expenditures between August 17, 2017 to September 19, 2017 total \$103,797.22. These financials and monthly expenditures will be presented for discussion and approval.
- X. **FUTURE MEETINGS & AGENDA ITEMS** Next meeting - Tuesday October 24, 2017
- XI. **ADJOURNMENT**

Next Res. # 2017-08

All public records relating to an agenda item on this agenda are available for public inspection at the time the record is distributed to all, or a majority of the board. Such records shall be available at the District office located at 388 Blohm Avenue, Aromas, CA.

PAGE INTENTIONALLY LEFT BLANK

**Minutes of the Regular Meeting of  
the Board of Directors of the Aromas Water District  
August 22, 2017**

- I. CALL TO ORDER.** The regular meeting of the Board of Directors of the Aromas Water District was called to order by President Leap on Tuesday, August 22, 2017 at 7:00 p.m. at the District office located at 388 Blohm Ave, Aromas, California.
- II. ROLL CALL.** President Leap, Vice-President Smith, and Directors Dutra and Norton were present; Director Holman was absent. Also in attendance were General Counsel Bob Bosso; General Manager Vicki Morris and Board Secretary Louise Coombes.
- III. PLEDGE OF ALLEGIANCE.** President Leap led the pledge of allegiance.
- IV. STATEMENTS OF DISQUALIFICATION.** There were no disqualification statements.
- V. ADDITIONS AND DELETIONS.** There were no additions, but there was one deletion; Action Item C - AWD Scholarship.
- VI. MINUTES.** The minutes of the July 25, 2017 Board Meetings were presented for review and approval. There were no comments or corrections. Director Smith moved for approval of the minutes and Director Norton seconded. Minutes were approved unanimously with all directors who were present.
- VII. ORAL COMMUNICATION.** There were no public comments.
- VIII. REPORTS/PRESENTATIONS:**
- **Certificates of Recognition:** were presented to Vicki Morris by Anthony Bothelo from San Benito County Supervisors, and John Phillips of Monterey County Supervisors.
  - **Assembly Resolution:** Assembly Members Caballero and Stone were unable to attend the Board Meeting in person but sent an Assembly resolution to recognize that the work GM Morris has benefitted more than just Aromas Water District.
- A. Director's Reports.** There were no Director's reports this month.
- B. Attorney's Report.** Counsel Bosso reported that he is monitoring the progress of the two Prop 218 cases currently at the Supreme Court and due to be argued on live streaming on September 5th, so there will be more to report at the next Board meeting.
- C. Manager's Report:**
- See detailed report in agenda packet. Items highlighted include:
- Production***  
GM Morris noted production is holding steady during the peak of summer; still less than the current benchmark of 2013/14.
- Operations***  
The system is running smoothly. The rehabilitation of the Carpenteria Well is almost complete and will soon be reassembled and operational

**Staff & Board Recognition**

A letter was received from ACWA JPIA Risk Management team who came to complete an annual Risk Assessment of the AWD system. They were very complimentary of the cleanliness of the system and the obvious pride that the Operations staff displayed in keeping the system running smoothly.

Nicole Lingbeck was recognized as AWD's new Customer Service Representative, Ester Gir6n has now moved into the Accounts position and Louise Coombes has now moved into the Administrative Assistant role.

Director Dutra completed the Sexual Harassment Prevention for Supervisors (Cal AB 1825)

D. **Correspondence.** The monthly correspondence list was reviewed without comments or questions.

**IX. ACTION ITEMS:**

A. **Resolution 2017-05 \$40,000 Bond Call for Community Facilities District 98-1.** This is the last Assessment Bond call for the Community Facilities District which has served Ballantree and Marilyn Lane since 1998. Once this resolution has passed, it will authorize the Trustees to make the final payment on the bond in September 2017. Motion to adopt Resolution 2017-05 made by Director Norton, seconded by Director Smith. With a roll call vote, Resolution 2017-05 was unanimously approved with Director Holman absent.

B. **Financial Reports for the Month of July 2017.** GM Morris noted that this is the first month of the Fiscal Year. Total assets are \$9 million and total liabilities \$1.8 million, making a net equity of \$7.2 million. Revenue for July was \$116,191.41. Expenditures between July 20 to August 16, 2017 total \$109,759.81. GM Morris noted that some of the revenue received in August, due to the Seely Pump Station repair completion and insurance reimbursement, was actually spent in June. President Leap had previously reviewed these expenditures. Director Smith moved to adopt the July Financials as presented, and seconded by Director Dutra. The July 2017 Financials were unanimously approved with Director Holman absent.

D. **Resolution 2017-06 to Retain Retiring General Manager Vicki Morris as a part-time Employee.** GM Morris is scheduled to retire on October 2<sup>nd</sup> and under CalPERS law may not continue to work on a part-time basis unless, by resolution, the District requires specialized skills which she can provide. Motion to adopt Resolution 2017-06 made by Director Norton, seconded by Director Smith. With a roll call vote, Resolution 2017-06 was unanimously approved with Director Holman absent.

E. **Contract for General Manager.** The new General Manager, Robert Johnson, has accepted the contract as written. Motion to approve the contract made by Vice President Smith, seconded by Director Norton, and unanimously approved with Director Holman absent.

F. **Resolution 2017-07.** Honoring Vicki Morris for 24 years of service. Motion to adopt Resolution 2017-07 made by Director Norton, seconded by Director Smith. With a roll call vote, Resolution 2017-07 was unanimously approved by those directors present, with the exception of Director Holman who was absent.

X. **FUTURE MEETINGS & AGENDA ITEMS.** The next meeting would be the regularly scheduled meeting of September 26, 2017.

XI. **ADJOURNMENT.** Pres. Leap adjourned the meeting at 7.45pm until September 26, 2017.

Read and approved by: \_\_\_\_\_ Attest: \_\_\_\_\_  
Board President, Jim Leap Board Secretary, Louise Coombes

Date: \_\_\_\_\_ Date: \_\_\_\_\_

## Aromas Water District General Manager's Report August 2017

### PRODUCTION

Source	Production in Gallons	Average Daily Gal/Day	Days in Service
San Juan Well	9,717,490	313,467	31
Pleasant Acres Well	1,454,000	80,778	18
Carpenteria Well	00	00	0
<b>Total Production</b>	<b>11,171,490</b>	<b>360,371</b>	

### ANNUAL PRODUCTION IN MILLIONS/GALLONS

	2006	2007	2008	2009	2010	2011	2012	2013	2014	2015	2016	<b>2017</b>
January	5.84	5.99	5.68	6.49	5.83	5.77	7.33	5.34	8.11	5.99	5.195	<b>4.717</b>
February	6.12	5.46	5.55	5.38	5.09	5.43	5.81	5.40	5.42	5.48	4.687	<b>4.184</b>
March	5.10	7.99	8.40	6.72	6.34	5.61	5.62	7.37	6.43	7.06	4.797	<b>5.327</b>
April	5.34	10.58	11.95	9.97	6.07	7.46	5.55	9.93	7.42	7.49	5.801	<b>5.406</b>
May	11.56	14.57	14.58	12.42	9.77	10.58	9.94	12.74	11.81	7.93	8.332	<b>9.347</b>
June	16.34	14.71	15.77	14.04	14.13	11.32	13.4	13.14	11.99	9.37	10.286	<b>10.478</b>
July	18.07	16.91	16.02	16.31	14.35	13.41	14.1	14.82	12.59	10.01	10.915	<b>11.608</b>
August	16.61	17.13	16.04	16.68	14.67	12.76	14.0	13.96	11.73	9.93	10.295	<b>11.171</b>
September	14.78	14.27	14.34	13.71	13.28	12.02	11.8	12.79	10.39	9.74	9.701	
October	12.48	10.69	12.99	9.98	10.54	8.90	10.69	11.22	9.34	8.02	7.970	
November	8.41	8.06	7.71	8.36	6.62	6.01	6.83	8.91	5.88	5.37	5.299	
December	6.74	7.20	6.35	6.84	5.68	6.88	5.10	7.81	4.86	4.88	4.873	
<b>Totals MG</b>	<b>127.42</b>	<b>133.6</b>	<b>135.38</b>	<b>126.9</b>	<b>112.37</b>	<b>106.15</b>	<b>110.17</b>	<b>123.42</b>	<b>105.97</b>	<b>91.27</b>	<b>88.152</b>	<b>62.238</b>
<b>Total AcFt</b>	<b>391.1</b>	<b>410.0</b>	<b>415.4</b>	<b>389.4</b>	<b>344.8</b>	<b>325.7</b>	<b>338.05</b>	<b>378.7</b>	<b>325.16</b>	<b>280.05</b>	<b>270.49</b>	<b>190.97</b>

## **OPERATIONS**

- There are 953 total meters, on 898 parcels
- Loss Production system wide has maintained below 5% for over eighteen+ months
- San Juan Well and Pleasant Acres Well are operational. Carpenteria Well removed from service 6/9/17 to recondition from iron bacteria, the original 60hp pump and motor were replaced on 9/13. The production is expected to decrease to approx. 250-275 gpm. We have ordered a new VFD to replace the old soft-start motor. This will enable us to ramp the motor up or down as the production is evaluated. It is hoped that the well's production will be fully restored.
- Water Treatment Plant; Removing Mn & Fe, results show Mn not detected in finished water
- Distribution testing for total Coliform; all samples Negative
- All Coliform, iron and manganese & monthly DWR reports were filed timely
- Backwashing WTP filters approximately every 2-3+/- days, or 1.5 mg, from San Juan Well
- Monthly Generator in house 15 minute testing under load
- Monthly well-level monitoring (chart will be provided at the Board meeting).

## **MAINTENANCE**

- Preventative maintenance as needed, minimal flushing as needed
- Graffiti removal whenever it occurs
- Chlorine chemical pump maintenance & analyzer maintenance at all wells
- AWD continues to offer mulch to the community, located at our Carpenteria site
- Rehabilitation at Carpenteria Well; Despite good static water levels and consistent recovery, the flow of water through the screens during pumping has decreased. The well was taken off line on 6/9 for major rehabilitation. The pump and motor removed; videoing of well on 6/28 revealed large build up of iron bacteria on nearly 80% of the screens. The brushing, super-chlorination and zone pumping during the week of 7/10 did not produce enough marked improvement. Consultant Martin Feeney has monitored the reconditioning and recommended additional chemical treatment of hydrochloric and glycolic acid; this was completed during the week of 7/31. This treatment is used to break down the iron bacteria in the casing and is pumped into the gravel pack, then removed from the well. Pump tests were completed; these results have not resulted in full recovery. The GPM may be reduced to 250-275 gpm from an original 400 gpm. We have ordered a new VFD (to use with existing 60hp motor), all options were considered, the cost is ~\$17,000, in addition to the initial ~\$55,000.

## **STAFF & BOARD RECOGNITION**

- David DeAlba and Trevor Zelmar both applied for a MBWWA scholarship to attend a three day operator's training and conference in Las Vegas. This is an annual tri-state event that is coveted in the field of water operations. The MBWWA was offering three fully paid scholarships to this. Out of all the applicants, David came in first place and Trevor came in third. Unfortunately, we are only able to spare one operator, so David will attend this event on 9/26-28. Trevor will be able to reapply next year for another opportunity.
- Annual Audit of Financial Statements with new audit firm Fedak & Brown began week of July 12<sup>th</sup>, completion of the audit is scheduled for September 20-22. Louise and Ester have successfully provided all the work products required.

- Operators DeAlba and Zelmar, GMs Morris and Johnson attended the MBWWA annual training and vendor show on 9/14, including four contact hours of training covering a broad range of Water Distribution topics.
- Interviews were held on 8/8 for the AWD Operator Internship program, a Gavilan College Water Resources student, Shaun Smith, has joined AWD for two days per week. He is shadowing Operator Zelmar learning daily water operations.
- David DeAlba has been with AWD for 11 years, as of August 14; congratulations
- Louise Coombes has been with AWD for two years on September 21; congratulations
- Ester Giron will have been with AWD for one year on September 26; congratulations
- Our new General Manager Rob Johnson began work on 9/11, the District and staff is fortunate to acquire someone with his level of expertise.

## **DROUGHT & CONSERVATION UPDATE**

Governor Brown declared California in a Drought State of Emergency on Jan. 17<sup>th</sup> 2014; this drought declaration was rescinded on April 7, 2017 based on the above average rain and snowfall since October 2016. Summer usage 2017 is similar to 2016; it is still well below the 2013 base line numbers. AWD water customers are to be commended for continued excellent conservation.

The rains in water year (10/1/16-9/30/17) have been consistent and significant, recording 36.9 inches at Chittenden Pass through 09/18/2017.

## **PROJECTS**

### **1. Shop Building**

The construction of a new 30ø x 50ø steel shop building at the Marshall site under consideration since 2016 has proved to greatly exceed our budget. All other options are being explored to utilize the Marshall site including expanding the existing Marshall shop. GM discussed with a local contractor the option of adding square footage floor space on to the existing shop and placing a new roof over the entire structure. The parcels will require a lot merge, this will be investigated. Discussions with PG&E and County Planning have been initiated, plans are forthcoming.

### **2. Ad Hoc GSA committee**

Directors Leap and Smith continue to monitor developments around the need to form a GSA in the portion of our District that is located in the Pajaro Valley 3-02 PUMA, outside of PVWMA's GSA boundary. The filing of the Alternative Plan request to DWR by PVWMA on 12/27/2016 may change the necessity of a GSA formation. Pajaro Valley is the only high-priority basin that has filed an Alternative Plan. AWD is awaiting DWR's response before any District action; this may still be a few months out. Discussions continue with PVWMA and DWR as necessary.

Vicki Morris / Rob Johnson  
General Managers  
September 18, 2017

## CORRESPONDENCE LIST: 08/17/2017 - 09/15/2017

<b>DATE</b>	<b>TYPE</b>	<b>TO</b>	<b>FROM</b>	<b>SUBJECT</b>
8/21/17	M	N. Badawi, MUFG	V. Morris, AWD	Closure of CFD 98-1 Bond (inc check)
8/22/17	E	V. Morris, AWD	DWR	Monthly Coliform Monitoring
8/23/17	E	V. Morris, AWD	D. Zarate, NBS	Refunding pre-paid property owners (CFD)
8/28/17	M	V. Morris, AWD	N. Badawi, MUFG	Auth to transfer funds for OAWA debt service
8/30/17	E	J. Jackson, NV5	V. Morris, AWD	Rocks Road bridge drawings
8/30/17	M	V. Morris, AWD	Mr & Mrs Scrodin	Revocable License Agreement for Upper Oakridge booster power easement
9/6/17	E	V. Morris, AWD	D. Gumpert, ACWA	Dues Deposit Contract & 2015/16 Financials
9/6/17	E	V. Morris, AWD	C. Brown, Fedak & Brown	GASB 6 & 34 further information
9/6/17		V. Morris, AWD	A. Correale, USDA	USDA Loan refund to pre-paid assesses
9/8/17	E	V. Morris, AWD	District 05 Monterey	Acceptance of completed Annual Report submittal
9/8/17	M	V. Morris, AWD	R. Hsieh, Cal State Controller	Revision of FTR form for GASB pronouncements & SCO will be web-based reporting in 2016/17
9/11/17	E	ACWA JPIA	R. Johnson, AWD	Certificate of Liability Coverage Renewal
9/11/17	E	I. Recht, Union Bank	V. Morris, AWD	Changing authorized signators
9/11/17	E	Dept of Water Resources	V. Morris, AWD	Monthly Fe & Mn Field Test Results
9/13/17	M	San Benito Planning Dept	V. Morris, AWD	Lot Line Adjustment - 320 Seely Ave



Aromas Water District  
 Balance Sheet Prev Year Comparison  
 As of August 31, 2017

	Aug 31, 17	Aug 31, 16
<b>ASSETS</b>		
Current Assets		
Checking/Savings		
UB Checking	59,014.47	140,077.14
UB Bk Money Market xxxx7853	132,215.59	113,026.60
LAIF-State of Ca xx-05	785,291.00	778,879.04
Petty Cash	100.00	100.00
Total Checking/Savings	976,621.06	1,032,082.78
Other Current Assets		
Prepaid Insurance	10,116.87	9,500.31
128 · Inventory	23,913.50	21,549.46
1200.1 · Accounts Receivable--UBMax	144,307.15	126,512.17
1201.9 · Less Allowance for doubtful Acc	-500.00	-500.00
Total Other Current Assets	177,837.52	157,061.94
Total Current Assets	1,154,458.58	1,189,144.72
Fixed Assets		
1900 · Water System	11,622,524.68	11,502,598.35
1915 · Office Building & Improvements	387,260.80	387,260.80
1970 · Office Equipment & Fixtures	93,467.05	93,467.05
1980 · District Vehicles	75,349.31	75,349.31
1990 · Land and Easements	330,195.78	330,195.78
1995 · Idle Assets	43,400.00	43,400.00
1998 · Less Accum Depr Idle Assets	-42,400.00	-42,400.00
1999 · Less Accumuated Depreciation	-5,050,465.75	-4,584,307.75
Total Fixed Assets	7,459,331.87	7,805,563.54
Other Assets		
Deferred Outflow of Resources	87,849.00	87,849.00
LoanBrokerageFees	15,000.00	15,000.00
Accumulated Amortiz-loan fees	-3,125.00	-1,625.00
Deposits		
ACWA Deposit	2,080.80	2,080.80
Total Deposits	2,080.80	2,080.80
Total Other Assets	101,804.80	103,304.80
<b>TOTAL ASSETS</b>	<b>8,715,595.25</b>	<b>9,098,013.06</b>

Aromas Water District  
**Balance Sheet Prev Year Comparison**  
As of August 31, 2017

	Aug 31, 17	Aug 31, 16
<b>LIABILITIES &amp; EQUITY</b>		
Liabilities		
Current Liabilities		
Accounts Payable		
2000 · Accounts Payable	20,295.49	2,538.43
Total Accounts Payable	20,295.49	2,538.43
Credit Cards		
First Bankcard - L Coombes #92	73.47	82.39
First Bankcard -- T. Zelmar #67	914.64	119.49
Valero - Fuel	753.55	252.70
First Bankcard -- D DeAlba #35	-850.06	306.69
First Bankcard -- V Morris #24	152.97	38.72
Total Credit Cards	1,044.57	799.99
Other Current Liabilities		
2100 · Payroll Liabilities	-3,947.64	-174.00
2110 · Direct Deposit Liabilities	-7,596.46	0.00
City National Bank - Current	105,477.00	105,477.00
Deferred Inflows- Actuarial	48,026.00	48,026.00
CUSTOMER DEPOSITS		
Connection Deposits Payable	4,000.00	4,000.00
Hydrant Meter Deposit	150.00	150.00
Total CUSTOMER DEPOSITS	4,150.00	4,150.00
Accrued Vacation Payable	22,769.14	17,011.82
Payroll Taxes Payable		
State Payroll Taxes Payable		
Payroll-SDI	-133.78	0.00
Total State Payroll Taxes Payable	-133.78	0.00
Total Payroll Taxes Payable	-133.78	0.00
PVWMA Payable	23,568.18	13,775.25
PVWMA Refundable	-27.80	0.00
Total Other Current Liabilities	192,284.64	188,266.07
Total Current Liabilities	213,624.70	191,604.49
Long Term Liabilities		
GASB 68 Pension Liability	436,183.00	436,183.00
City National Bank	1,212,273.51	1,317,750.52
Total Long Term Liabilities	1,648,456.51	1,753,933.52
Total Liabilities	1,862,081.21	1,945,538.01
Equity		
Investment in Capital Assets	6,396,001.53	6,396,001.53
Unrestricted Net Assets	2,975,633.60	3,261,281.44
Allocation of Net Assets	-2,588,320.07	-2,588,320.07
Net Income	70,198.98	83,512.15
Total Equity	6,853,514.04	7,152,475.05
<b>TOTAL LIABILITIES &amp; EQUITY</b>	<b>8,715,595.25</b>	<b>9,098,013.06</b>

Aromas Water District  
Profit & Loss Budget Performance

August 2017

	Aug 17	Budget	Jul - Aug 17	YTD Budget	Annual Budget
Ordinary Income/Expense					
Income					
303 · Water Revenue	118,189.71	110,000.00	232,630.08	220,000.00	960,000.00
307 · Bulk Water	396.75	100.00	730.05	200.00	1,000.00
302 · Connection	0.00	0.00	0.00	0.00	12,790.00
301 · Taxes Rcvd	4,567.60	0.00	4,567.60	0.00	66,000.00
304 · Misc Income	0.00	0.00	0.00	0.00	1,000.00
306 · Interest	714.76	400.00	1,407.50	800.00	6,000.00
312 · Grant Revenue	0.00	500.00	725.00	500.00	1,500.00
Total Income	123,868.82	111,000.00	240,060.23	221,500.00	1,048,290.00
Gross Profit	123,868.82	111,000.00	240,060.23	221,500.00	1,048,290.00
Expense					
Operations					
403 · Fuel	1,371.14	650.00	1,999.64	1,300.00	8,000.00
404 · Truck Maint	0.00	375.00	633.17	750.00	4,500.00
431 · System Repair & Maint	-9,178.56	5,000.00	7,484.97	10,000.00	60,000.00
463 · Water Analysis	154.00	350.00	1,092.00	850.00	4,500.00
464 · Water Treatment	459.00	800.00	631.64	1,400.00	8,000.00
468 · Tools	-372.16	400.00	706.63	800.00	5,000.00
470 · Annexation/EIR/Planning	0.00	400.00	0.00	800.00	5,000.00
Total Operations	-7,566.58	7,975.00	12,548.05	15,900.00	95,000.00
Power					
449.75 · 388 Blohm, # C	18.84	15.00	28.25	30.00	200.00
449.5 · 388 Blohm, A & B Office	117.76	130.00	178.22	260.00	1,600.00
461.5 · RLS Tank Booster	10.51	10.00	15.44	20.00	120.00
447 · Leo Ln Booster	42.04	30.00	65.37	60.00	400.00
448 · Aimee Mdws Well	9.86	10.00	15.12	20.00	120.00
451 · Marshall Corp Yard	48.07	30.00	71.09	60.00	400.00
452 · Rea Booster @ Seely	27.11	40.00	41.69	80.00	500.00
454 · Carr Booster	460.51	380.00	727.66	760.00	4,600.00
458 · Pleasant Acres Well	1,183.90	800.00	1,687.01	1,600.00	6,000.00
459 · Seely Booster @ Carpent...	19.71	25.00	30.23	50.00	300.00
460 · San Juan Well	6,710.70	5,000.00	10,331.99	10,000.00	35,000.00
461 · Cole Tank	12.64	12.00	19.41	24.00	150.00
462 · Rea Tank	12.55	12.00	19.27	24.00	150.00
465 - Lwr Oakridge Boost	71.54	50.00	113.09	100.00	600.00
465.5 - Upper Oakridge Booster	0.00	50.00	0.00	100.00	600.00
466 · Pine Tree Tank	12.69	12.00	19.41	24.00	150.00
Total Power	8,758.43	6,606.00	13,363.25	13,212.00	50,890.00
Payroll					
Gross	22,544.36	29,160.00	54,326.59	58,330.00	350,000.00
Comp FICA	1,394.76	1,800.00	3,361.68	3,600.00	22,000.00
Comp MCARE	326.23	425.00	786.21	850.00	5,100.00
Comp SUI	52.50	375.00	87.01	750.00	4,500.00
Total Payroll	24,317.85	31,760.00	58,561.49	63,530.00	381,600.00
Employee / Labor Costs					
407 · Outside Services	777.25	500.00	1,131.50	1,000.00	6,000.00
408 · Uniform Allowance	0.00	0.00	0.00	0.00	1,000.00
409 · Workers Comp	1,419.50	700.00	2,049.24	1,400.00	8,500.00
410 · Health Ins	5,615.64	5,000.00	12,212.56	10,000.00	56,000.00
474 · Education	318.73	500.00	388.73	1,000.00	6,000.00
477 · Retirement	3,956.20	5,100.00	9,362.22	10,200.00	62,000.00
Total Employee / Labor Costs	12,087.32	11,800.00	25,144.25	23,600.00	139,500.00

Aromas Water District  
Profit & Loss Budget Performance

August 2017

	Aug 17	Budget	Jul - Aug 17	YTD Budget	Annual Budget
Office					
440 · Misc Exp	299.13	300.00	496.43	600.00	4,000.00
444 · Postage	256.85	325.00	551.26	650.00	4,000.00
445 · Office Supplies	241.60	300.00	241.60	600.00	4,000.00
446 · Office Eqpmt and Maint	2,955.93	500.00	3,741.92	1,000.00	5,000.00
Total Office	3,753.51	1,425.00	5,031.21	2,850.00	17,000.00
Communications					
455 · Phone, Off	350.14	310.00	671.74	620.00	3,800.00
456 · Telemetry	298.36	300.00	596.72	600.00	3,600.00
457 · Answ Serv/Cellular Phone	238.40	300.00	479.81	600.00	3,600.00
Total Communications	886.90	910.00	1,748.27	1,820.00	11,000.00
Administrative & General					
417 · Capital Loan Interest	0.00	0.00	0.00	0.00	38,400.00
467 · Depreciation Reserve	20,000.00	20,000.00	40,000.00	40,000.00	240,000.00
406 · Liability Ins	1,545.09	1,666.00	3,090.18	3,332.00	20,000.00
420 · Legal Fees	1,300.00	1,300.00	2,600.00	2,600.00	16,000.00
422 · Bank Charges	0.00	160.00	440.95	320.00	2,000.00
423 · Litigation Contingency	0.00	0.00	0.00	0.00	10,000.00
425 · Audit	1,600.00	3,000.00	6,612.00	6,500.00	11,500.00
471 · Bad Debts	0.00	0.00	0.00	100.00	400.00
473 · Memberships	0.00	1,500.00	721.60	3,000.00	15,000.00
Total Administrative & General	24,445.09	27,626.00	53,464.73	55,852.00	353,300.00
Total Expense	66,682.52	88,102.00	169,861.25	176,764.00	1,048,290.00
Net Ordinary Income	57,186.30	22,898.00	70,198.98	44,736.00	0.00
Net Income	57,186.30	22,898.00	70,198.98	44,736.00	0.00

09/18/17

Aromas Water District  
**Monthly Expenditures**  
 August 17 through September 19, 2017

Date	Num	Name	Amount
UB Checking			
08/20/2017	Paid Online	P G & E	-8,686.89
08/21/2017	16357	ADT Security Services, Inc.	-362.61
08/21/2017	16358	First Bankcard	-2,504.54
08/21/2017	16359	Martin B. Feeney, PG CHg	-8,416.25
08/21/2017	16360	Master Meter Systems	-1,500.00
08/21/2017	16361	R & B Company	-48.61
08/21/2017	16362	Streamline	-100.00
08/21/2017	16363	Valero	-508.10
08/22/2017	ACH	CalPERS	-1,841.21
08/22/2017	ACH	CalPERS	-2,655.98
08/22/2017	ACH	CalPERS	-700.00
08/28/2017	EFT	CalPERS	-2,968.68
08/30/2017	E-pay	Employment Development Dept	-479.19
08/30/2017	E-pay	United States Treasury (EFTPS)	-3,766.24
08/30/2017	16365	A T & T U-verse	-75.00
08/30/2017	16366	ACE Hardware Prunedale	-55.42
08/30/2017	16367	Aromas Water District (Petty Cash)	-211.34
08/30/2017	16368	CSSC	-79.00
08/30/2017	16369	David DeAlba	-21.40
08/30/2017	16370	Louise Livermore	-214.75
08/30/2017	16371	Monterey Bay Analytical Services Inc	-154.00
08/30/2017	16372	R & B Company	-135.59
08/30/2017	16373	Scotts Valley Sprinkler & Pipe	-6.95
08/30/2017	16374	Trevor J. Zelmar	-40.13
08/30/2017	16375	United Way serving San Benito County	-48.00
08/31/2017		QuickBooks Payroll Service	-7,596.46
08/31/2017	16376	USPO	-255.50
08/31/2017	16385	Robert E. Bosso	-1,300.00
09/01/2017	DD1103	Coombes (P), Louise P	0.00
09/01/2017	DD1104	DeAlba (P), David	0.00
09/01/2017	DD1105	Giron (P), Ester	0.00
09/01/2017	16364	Lingbeck (P), Nicole S	-621.81
09/01/2017	DD1106	Morris (P), Vicki	0.00
09/01/2017	DD1107	Zelmar (P), Trevor J	0.00
09/04/2017	EFT	CalPERS	-1,966.39
09/04/2017	EFT	CalPERS	-2,593.14
09/04/2017	EFT	CalPERS	-2,969.80
09/13/2017	16377	ACWA JPIA, Emp. Ben. Prog.	-6,596.92
09/13/2017	16378	Aromas Water District (Petty Cash)	-119.61
09/13/2017	16379	CALNET3	-573.50
09/13/2017	16380	D & G Sanitation	-80.81
09/13/2017	16381	Fedak & Brown LLP	-1,600.00
09/13/2017	16382	Joe Esquivel	-19.86
09/13/2017	16383	Old Firehouse Market	-230.16
09/13/2017	16384	Recology San Benito County	-34.66
09/13/2017	16386	Salinas Pump Company	-21,773.89
09/13/2017	16387	Scotts Valley Sprinkler & Pipe	-316.51
09/13/2017	16388	Spec. Districts Risk Management Auth	-789.76

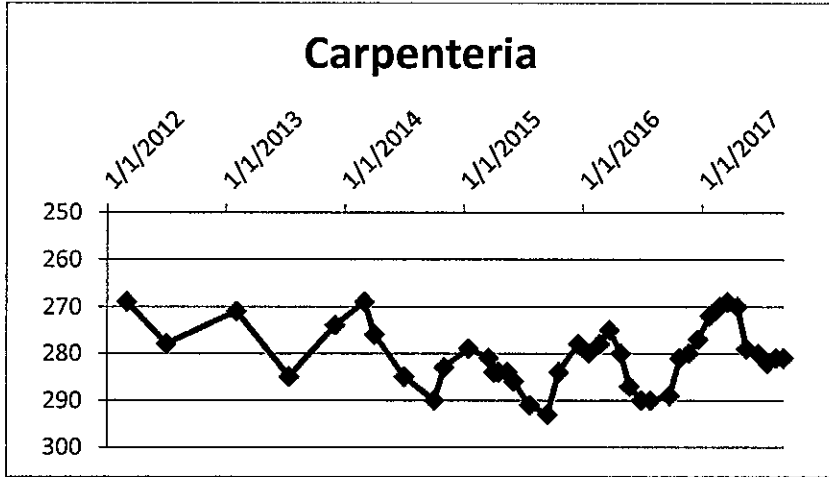
09/18/17

Aromas Water District  
**Monthly Expenditures**  
August 17 through September 19, 2017

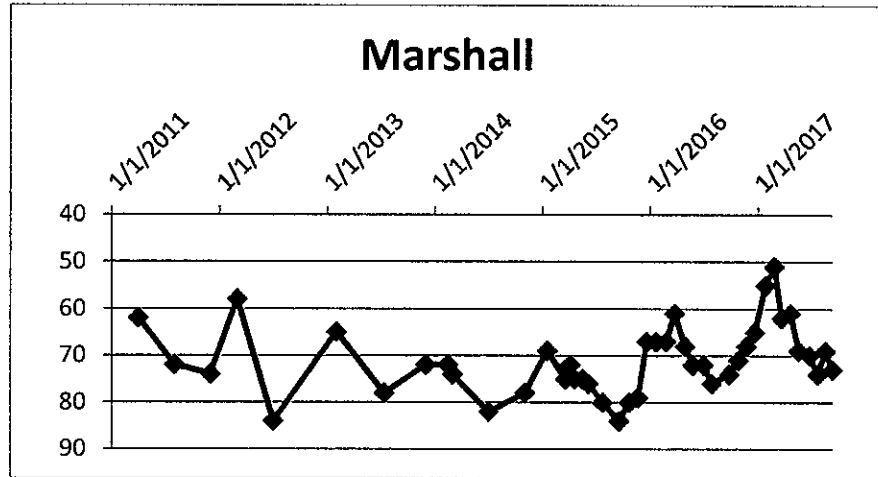
---

Date	Num	Name	Amount
09/13/2017	16389	Streamline	-100.00
09/13/2017	16390	Susan Lorant	-5.27
09/13/2017	16391	USA BlueBook	-213.45
09/13/2017	16392	Verizon Wireless	-1,977.18
09/13/2017	16393	Xerox Corp	-19.48
09/15/2017	16394	Monterey Bay Water Works Assoc	0.00
09/15/2017	16395	Monterey Bay Water Works Assoc	-105.00
09/15/2017	Bill Adjust	Bill Adjustment Report	-55.61
09/15/2017	Bill Adjust	Bill Adjustment Report	-94.77
09/18/2017		QuickBooks Payroll Service	-8,978.89
09/18/2017	E-pay	Employment Development Dept	-554.87
09/18/2017	E-pay	United States Treasury (EFTPS)	-4,528.56
09/19/2017	DD1111	Coombes (P), Louise P	0.00
09/19/2017	DD1112	DeAlba (P), David	0.00
09/19/2017	DD1113	Giron (P), Ester	0.00
09/19/2017	DD1114	Johnson (P), Robert L	0.00
09/19/2017	DD1115	Lingbeck (P), Nicole S	0.00
09/19/2017	DD1116	Morris (P), Vicki	0.00
09/19/2017	16398	Zelmar (P), Trevor J	-1,728.80
09/19/2017	16396	Dutra (P), Marcus	-210.34
09/19/2017	16397	Holman (P), Wayne R	-206.34
09/19/2017	DD1108	Leap (P), James E	0.00
09/19/2017	DD1109	Norton (P), K W	0.00
09/19/2017	DD1110	Smith (P), Richard	0.00
Total UB Checking			-103,797.22
TOTAL			<u>-103,797.22</u>

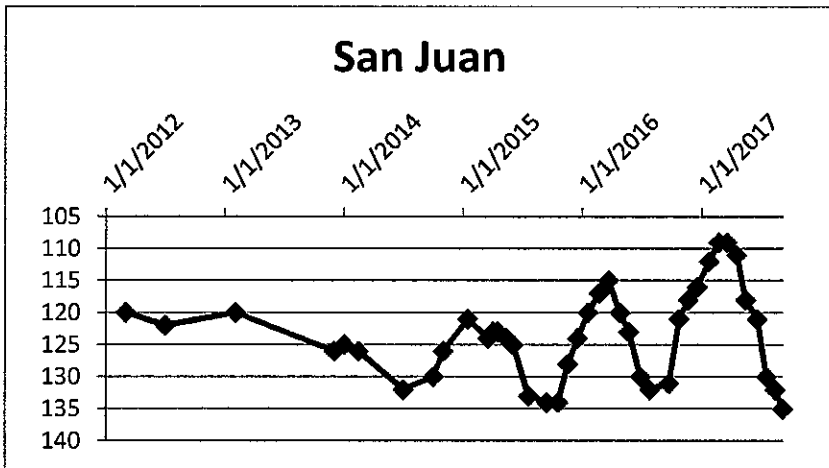
## Well Depth Charts - As Of September 8, 2017



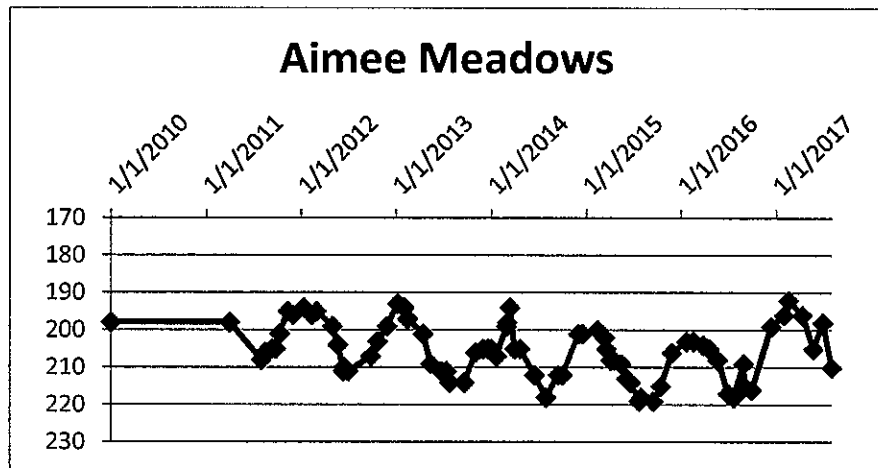
Carpenteria Well: Previous Read = 281 feet ; Current Read = 281 feet



Marshall Well: Previous Read = 69 feet ; Current Read = 73 feet



San Juan Well: Previous Read = 132 feet ; Current Read = 135 feet



Aimee Meadows Well: 6/28/2017 = 198 feet ; 8/1/2017 = 210 feet