


Water Quality Annual Report 2025



www.aromaswaterdistrict.org

The Aromas Water District is a non-profit Multi-County Special District governed by a Board of Directors that consists of five elected members of the AWD community, each serving a four-year term. AWD was formed in 1959 and today we serve 978 connections in both Monterey and San Benito Counties.

**Aromas Water District
Mission Statement:**
The Aromas Water District is dedicated to providing a reliable supply of high quality water.

***¡Este informe contiene información muy importante sobre su agua potable!
Tradúzcalo ó hable con alguien que lo entienda bien, o llame a nuestra oficina: (831) 726-3155***

We have been providing clean water to our unique and wonderful community for over 65 years! We take pride in providing you with a safe and dependable supply of drinking water. This annual report gives you information on the Aromas Water District's water quality monitoring completed during January 1, 2025 to December 31, 2025. It includes details about where your water comes from, what it contains and how it complies to stringent Federal and State Standards.

We are pleased to report that our water meets all drinking water standards.

General Manager's Corner

“Adopt the pace of nature: her secret is patience.” — Ralph Waldo Emerson

During my forty-plus years in the water business, I have always looked to natural systems for wisdom, and that connection feels truer now more than ever. Water is persistent. It finds its course, works patiently around every obstacle, and arrives with quiet celebrity. The past year at the District has unfolded in much the same way: steady, purposeful progress that may not always make headlines but is no less real.

Two capital projects have anchored our organizational energy for the better part of the last couple of years. If those projects have taught us anything, it is this: critical infrastructure does not bend to impatience. Planning, engineering, permitting, and construction each move at their own rhythm, and our community is best served when we honor that rhythm rather than fight against it.

The Marshall Well Replacement Project has been a master class in that lesson. Site evaluation and selection, environmental review, supply-chain delays, agency coordination; each step has asked something different of us, and we continue to work through each one of them. The work has not always been visible from the outside, and I understand that can be frustrating to our customers. But I can tell you that inside the District, the momentum has been focused, deliberate, and in forward motion. The foundation we are laying today will anchor the reliability and sustainability our customers depend on, for decades to come.

The construction of our improved Operations Shop has been its own kind of challenge; technical, logistical, and financial hurdles arriving in no particular order and rarely at convenient times. There have been moments when the path forward has required us to stop, reassess, and readjust. That is not failure; that is what good stewardship looks like when things get challenging due to circumstances outside of our control.

Focus and perseverance have been our guides throughout. In a small district like ours, every resource is accounted for, and competing priorities are a daily reality. Staying disciplined, about what protects public health, what sustains our long-term water supply, and what honors our obligation to the ratepayers who trust us, takes intentional decision-making at every turn. I am grateful to work alongside folks who take that responsibility seriously.

As we move into the months ahead, both projects are advancing. Milestones are being achieved. The finish line, while not yet behind us, lays ahead. Staff and the Board will keep our customers informed as significant developments unfold, because transparency is as important to us as the work itself.

Emerson was right, nature is never in a hurry. On our best days at the District, neither are we. Thank you for your continued trust in this District.

Respectfully,
Robert Johnson, General Manager

◆ ◆ ◆ ◆ ◆ Beginning of Water Quality Report ◆ ◆ ◆ ◆ ◆

GENERAL STATEMENT ON SOURCES OF CONTAMINANTS

The sources of drinking water (both tap water and bottled water) include rivers, lakes, streams, reservoirs, ponds, springs and wells. As water travels over the surface of the land or through the ground, it dissolves naturally occurring minerals and, in some cases, radioactive material, and can pick up substances resulting from the presence of animals or from human activity. Contaminants that may be present in source water include:

- *Microbial contaminants*, such as viruses and bacteria, which may come from sewage treatment plants, septic systems, agricultural livestock operations, and wildlife.
- *Inorganic contaminants*, such as salts and metals that can be naturally-occurring or result from urban stormwater runoff, industrial or domestic wastewater discharges, oil and gas production, mining, or farming.
- *Pesticides and herbicides*, that may come from a variety of sources such as agriculture, urban stormwater runoff, and residential uses.
- *Organic chemical contaminants*, including synthetic and volatile organic chemicals that are byproducts of industrial processes and petroleum production, and can also come from gas stations, urban stormwater runoff, agricultural applications, and septic systems.
- *Radioactive contaminants*, that can be naturally occurring or be the result of oil and gas production and mining activities.

In order to ensure that tap water is safe to drink, the U.S. Environmental Protection Agency (USEPA) and the California State Water Resources Control Board prescribe regulations that limit the amount of certain contaminants in water provided by public water systems. State Board regulations also establish limits for contaminants in bottled water that must provide the same protection for public health. These regulations require reporting as found in the following tables.

DEFINITIONS AND TERMS USED IN THIS REPORT

- ◆ **90th percentile:** Action Level is exceeded if the concentration in more than 10% of samples is greater than the AL.
- ◆ **AL (Regulatory Action Level):** The concentration of a contaminant which, if exceeded, triggers treatment or other requirements that a water system must follow.
- ◆ **Level Detected:** a flow-weighted calculation based on the percentage of water from each of the three wells.
- ◆ **MCL (Maximum Contaminant Level):** The highest level of a contaminant that is allowed in drinking water. Primary MCLs are set as close to the PHGs (or MCLGs) as is economically and technologically feasible. Secondary MCLs are set to protect the odor, taste, and appearance of drinking water.
- ◆ **MCLG (Maximum Contaminant Level Goal):** The level of a contaminant in drinking water below which there is no known or expected risk to health. MCLGs are set by the U.S. Environmental Protection Agency (USEPA).
- ◆ **Micromhos/cm:** Measure of electrical conductivity.
- ◆ **MRDL (Maximum Residual Disinfectant Level):** The highest level of a disinfectant allowed in drinking water. There is convincing evidence that addition of a disinfectant is necessary for control of microbial contaminants.
- ◆ **MRDLG (Maximum Residual Disinfectant Level Goal):** The level of a drinking water disinfectant below which there is no known or expected risk to health. MRDLGs do not reflect the benefits of the use of disinfectants to control microbial contaminants.
- ◆ **NA:** Not Applicable in this situation.
- ◆ **ND:** Not Detectable at testing limit.
- ◆ **pCi/L: (picocuries per liter):** A measure of radioactivity.
- ◆ **PDWS (Primary Drinking Water Standards):** MCLs for contaminants that affect health along with their monitoring and reporting requirements, and water treatment requirements.
- ◆ **PHG (Public Health Goal):** The level of a contaminant in drinking water below which there is no known or expected risk to health. PHGs are set by the California Environmental Protection Agency.
- ◆ **ppb:** part per billion or micrograms per liter ($\mu\text{g/L}$)
- ◆ **ppm:** parts per million or milligrams per liter (mg/L)
- ◆ **SDWS (Secondary Drinking Water Standards):** MCLs for contaminants that affect taste, odor, or appearance of the drinking water. Contaminants with SDWSs do not affect health at the MCL levels.
- ◆ **TT (Treatment Technique):** A required process to reduce the level of a contaminant in drinking water.

The following tables list all of the drinking water contaminants that were detected during the most recent sampling for that constituent. The presence of these contaminants in the water does not necessarily indicate that the water poses a health risk. The State Board allows us to monitor for certain contaminants less than once per year because the concentrations of these contaminants do not change frequently. In these cases the most recent sample date is shown. The water delivered to customers was below all maximum contamination levels.

SAMPLING RESULTS SHOWING THE DETECTION OF LEAD AND COPPER (samples taken at customer's tap)

Lead and Copper	Sample Date	No. of samples collected	90 th percentile level detected	No. sites exceeding AL	Range of Results	AL	PHG	Typical Source of Contaminant
Lead (ppb)	11/4/24-11/11/24	20	1.4	0	0-4.7	15	0.2	Corrosion of household plumbing systems; Erosion of natural deposits
Copper (ppm)	11/4/24-11/11/24	20	0.173	0	.003-.258	1.3	0.3	Internal corrosion of household plumbing systems; erosion of natural deposits; leaching from wood preservatives

LEAD SAMPLING OF DRINKING WATER IN CALIFORNIA SCHOOLS (AB 746/HSC 116277)

Contaminant (CCR units)	MCL	PHG	Average	Range	Sample Date	Violation	Number of Schools Requesting Lead Sampling	Typical Source
Lead (ppb)	AL=15	0.2	2.9	5 sites sampled. 0 sites > AL	8/23/18	No	1	Internal corrosion of household water plumbing systems; discharges from industrial manufacturers; erosion of natural deposits

SAMPLING RESULTS FOR SODIUM, HARDNESS (No health effects- required for consumer information)

Chemical or Constituent (and reporting units)	Sample Date	Level Detected	Range of Detections	MCL	PHG (MCLG)	Typical Source of Contaminant
Sodium (ppm)	04/03/2023	71.77	49 - 88	none	none	Salt present in the water and is generally naturally occurring
Hardness (ppm)	04/03/2023	220.96	133 - 308	none	none	Sum of polyvalent cations present in the water, generally magnesium and calcium, and are usually naturally occurring

DETECTION OF CONTAMINANTS WITH A PRIMARY DRINKING WATER STANDARD

Chemical or Constituent (and reporting units)	Sample Date	Level Detected	Range of Detections	MCL [MRDL]	PHG (MCLG) [MRDLG]	Typical Source of Contaminant
Arsenic (ppb)	04/03/2023	2.27	1.9 - 2.6	10	0.004 (NA)	Erosion of natural deposits; runoff from orchards; glass and electronics production wastes
Barium (ppm)	04/03/2023	0.19	0.14 - 0.26	1	2 (NA)	Discharge of oil drilling wastes and from metal refineries; erosion of natural deposits
Chromium (ppb)	04/03/2023	1.04	0 - 1.7	50	100 (NA)	Discharge from steel and pulp mills and chrome plating; erosion of natural deposits
Fluoride (ppm) <i>AWD does not add Fluoride</i>	04/03/2023	0.10	0.1	2.0	1 (NA)	Erosion of natural deposits; water additive which promotes strong teeth; discharge from fertilizer and aluminum factories
Nitrate (as N) (ppm)	07/07/2025 & 12/31/2025	1.11	0 - 2.7	10	10	Runoff and leaching from fertilizer use; leaching from septic tanks and sewage; erosion of natural deposits

DISTRIBUTION SYSTEM DISINFECTION BYPRODUCTS and DISINFECTION RESIDUALS

Haloacetic acids (ppb)	07/14/2025	3.5	0-7	60	NA	Byproduct of drinking water disinfection
Trihalomethanes (ppb)	07/14/2025	33.5	31-36	80	NA	Byproduct of drinking water disinfection
Chlorine (ppm)	Monthly Running annual average	1.68	1.20 - 2.16	4.0 as Cl ₂	4.0 as Cl ₂	Drinking water disinfectant added for treatment

DETECTION OF CONTAMINANTS WITH A SECONDARY DRINKING WATER STANDARD

Chemical or Constituent (and reporting units)	Sample Date	Level Detected	Range of Detections	MCL	PHG (MCLG)	Typical Source of Contaminant
Iron (ppb)	4/3/2023 & 12/2/24	0	ND	300	NA	Leaching from natural deposits; industrial wastes
Manganese (ppb)	4/3/2023 & 12/2/24	11.38	ND-32	50	NA	Leaching from natural deposits
Turbidity (NTU)	04/03/2023	0	0-.35	5	NA	Turbidity is a measure of the cloudiness of the water. We monitor it because it is a good indicator of water quality. High turbidity can hinder the effectiveness of disinfectants.
Total Dissolved Solids [TDS] (ppm)	04/03/2023	393.33	364-474	1000	NA	Runoff/leaching from natural deposits
Specific Conductance (micromhos/cm)	04/03/2023	740.56	701-852	1600	NA	Substances that form ions when in water; seawater influence
Chloride (ppm)	04/03/2023	85.94	66.4-86.9	500	NA	Runoff/leaching from natural deposits; seawater influence
Sulfate (ppm)	04/03/2023	16.56	6-56	500	NA	Runoff/leaching from natural deposits' industrial wastes

SAMPLING RESULTS FOR BACTERIA (COLIFORM, E. COLI)

Microbiological Contaminants	Highest No. of Detections	No. of months in violation	MCL	MCLG	Typical Source of Bacteria
Total Coliform Bacteria (State Total Coliform Rule)	(In a mo.) 0	0	1 positive monthly sample	0	Naturally present in the environment
Fecal Coliform or E. coli (State Total Coliform Rule)	(In the year) 0	0	A routine sample and a repeat sample are total coliform positive, and one of these is also fecal coliform or E. coli positive	0	Human and animal fecal waste
E. coli (Federal Revised Total Coliform Rule)	(In the year) 0	0	(a)	0	Human and animal fecal waste

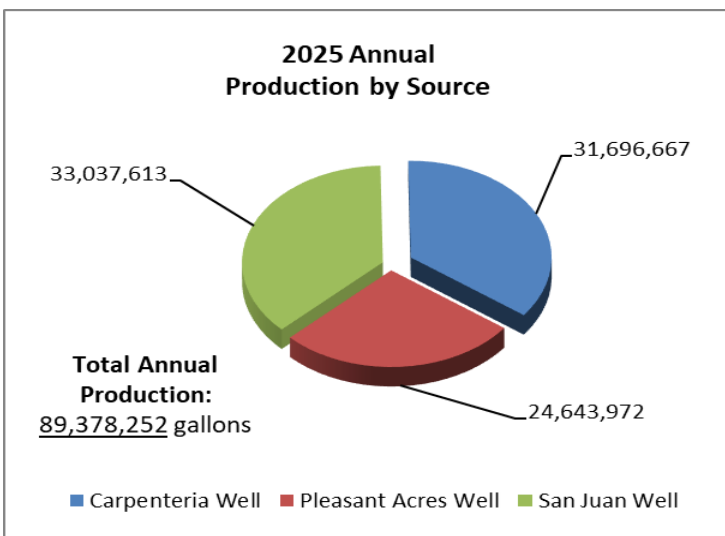
(a) Routine and repeat samples are total coliform-positive and either is E. coli-positive or system fails to take repeat samples following E. coli-positive routine sample or system fails to analyze total coliform-positive repeat sample for E. coli.

ADDITIONAL GENERAL INFORMATION ON DRINKING WATER

Drinking water, including bottled water, may reasonably be expected to contain at least small amounts of some contaminants. The presence of contaminants does not necessarily indicate that the water poses a health risk. More information about contaminants and potential health effects can be obtained by calling the USEPA’s Safe Drinking Water Hotline (1-800-426-4791).

Some people may be more vulnerable to contaminants in drinking water than the general population. Immuno-compromised persons such as persons with cancer undergoing chemotherapy, persons who have undergone organ transplants, people with HIV/AIDS or other immune system disorders, some elderly, and infants can be particularly at risk from infections. These people should seek advice about drinking water from their health care providers. USEPA/Centers for Disease Control (CDC) guidelines on appropriate means to lessen the risk of infection by *Cryptosporidium* and other microbial contaminants are available from the Safe Drinking Water Hotline (1-800-426-4791).

Lead can cause serious health problems, especially for pregnant women and young children. Lead in drinking water is primarily from materials and components associated with service lines and home plumbing. Aromas Water District is responsible for providing high quality drinking water and removing lead pipes, but cannot control the variety of materials used in plumbing components in your home. You share the responsibility for protecting yourself and your family from the lead in your home plumbing. You can take responsibility by identifying and removing lead materials within your home plumbing and taking steps to reduce your family's risk. Before drinking tap water, flush your pipes for several minutes by running your tap, taking a shower, doing laundry or a load of dishes. You can also use a filter certified by an American National Standards Institute accredited certifier to reduce lead in drinking water. If you are concerned about lead in your water and wish to have your water tested, contact Aromas Water District 831-726-3155. Information on lead in drinking water, testing methods, and steps you can take to minimize exposure is available at <http://www.epa.gov/safewater/lead>.



LOCATION & TYPES OF WATER SOURCES IN USE

Your water comes from three ground water wells located within the Pajaro Basin:

- ◆ **San Juan Well** - south of San Juan Road
- ◆ **Carpenteria Well** - east of Carpenteria Road
- ◆ **Pleasant Acres Well** - north of San Juan Road

ITEMS OF INTEREST

- ◆ The District does not fluoridate (does not add fluoride to) the water.
- ◆ No Perchlorate or Hexavalent Chromium VI was detected in the most recent samples.
- ◆ pH (acidity) ranges from 7.5 to 8.1 with a system-wide average of 7.7

SOURCE WATER ASSESSMENTS

Assessments of the drinking water sources for the District were completed in 2002 and 2012. A source water assessment lists possible contaminating activities that might affect the quality of your water sources. The assessment also identifies the susceptibility of the District's drinking water wells to identified contamination threats.

The assessment of the aquifer feeding the Pleasant Acres Well identifies residential septic systems, other animal operations and agricultural irrigation as the greatest threat to the District's drinking water. The San Juan Well is in the same aquifer and in close proximity to the Pleasant Acres Well and, therefore, has the same threats. The Assessment of the aquifer feeding the Carpenteria Well identifies residential septic systems as the greatest threat to this well.

Copies of the Executive Summary for each assessment are available free-of-charge at the District office. The full reports are available upon request or can be viewed at the District's office located at 388 Blohm Ave., Aromas. For information about these Source Water Assessments, or your water quality in general, please contact the District at (831) 726-3155 or visit our web site at www.aromaswaterdistrict.org.

◆ ◆ ◆ ◆ ◆ End of Water Quality Report ◆ ◆ ◆ ◆ ◆

Californians know; Water Conservation, it's For Life....

Outdoor watering accounts for 30% to 60% total water use around the average home; here are some key steps to reduce outdoor water use:

- ◆ Reduce outdoor watering to twice per week. Many owners are surprised to learn that their plants can tolerate reduced watering. Reduce your watering schedule gradually to find the lowest amount that still keeps your plants healthy.
- ◆ Organic mulch reduces evaporation, keeps soil cool, conditions the soil and reduces weeds.
- ◆ Sun and wind evaporate water during the afternoon; so watering during the evening or morning hours allows the water to make it to the roots where your plants need it.
- ◆ Plant drought resistant trees and plants. Once these hardy plants get established they need only occasional watering which saves water every day for the life of the plant.
- ◆ Consider Xeriscaping or Dryscaping with native plants tolerant to the local climate, mixed with interesting features such as rocks and pebbles.

For more tips please visit: www.saveourwater.com



FREQUENTLY ASKED QUESTIONS ABOUT WATER COLOR

One of the more common complaints received by systems of our size is “discolored water”. This section explains why discolored water is normal; why the water is still safe; and how the District investigates whether the cause is in our water mains or in the customer's private lines. Some tips are included to deal with color problems.

Q: My Water is white; is this safe to drink?

Occasionally customers run a glass of water from the faucet and it is white; this is simply microbubbles of air. Leave the glass of water on the counter for a minute and you will see the water return to clear as the bubbles rise and dissipate.

Q: What causes the water to be discolored (brown or yellowish)?

Investigating a color complaint. Investigating whether the discoloration originates from the customer's private water lines, or from the District's water mains is the first step. Whenever AWD receives a complaint about discolored water the first check will be if there are other customers nearby with the same problem. If it is just one customer then the problem is likely in the customer's private water lines. AWD physically confirm this by pulling out the water meter to check the water color coming from the mains before it gets to the customer's pipes. If the water is clear at the meter, then the problem is in the private lines.

The top three reasons water becomes discolored in a customer's private lines are: (1) the customer's plumbing is made of galvanized (steel) pipes which are rusting on the inside. (2) the customer's hot water heater is rusting or has not been flushed for several months, and (3) naturally occurring sediment, iron and manganese has built up in the customer's lines and was stirred up by heavy usage in or around the home. While we cannot work on a customer's private water lines, we can often offer tips to help diagnose where the problem may be. More information can be found on our website, under the "Water Quality" section, then click on "Tips for Private Plumbing".

Water can also become discolored in the District's water mains. The water in our system comes from groundwater wells which pull in water at hundreds of gallons per minute, so some sediment (fine grained mud/clay) will also get pulled into the system; this is true for any system using groundwater wells. Most of the time the water in our mains moves slow enough that the sediment settles onto the inside lining of the mains. The sediment will sit in the mains until heavy water use in the area causes the water to flow so fast that it stirs up the sediment. The sediment is naturally occurring in the local groundwater. Some

sediment may already be in the private lines since before 2009. Once in the system, most of it is filtered out or settles in the bottom of our ten storage tanks. The tanks are regularly cleaned; however, some sediment occasionally makes it into the water mains. When this happens many customers in the same area can have discolored water.

Q: OK, but is it safe to drink?

Yes, it is safe. All the sediment or iron/manganese has been continuously disinfected by chlorine, and there is always a minimal amount of chlorine kept in the system at all times. Consuming water with iron and manganese does not have any health impacts, so while the water may be discolored it is still safe to use or drink.

Q: But what if I still do not want to drink it?


It is **natural** that we do not want to drink discolored water, so here are a few options:

- ◆ You can fill a clear container and allow the water to settle/clear and then use the water off the top of the container
- ◆ You can use a simple filter at your drinking water tap (reverse osmosis is not necessary)
- ◆ You can flush the discolored water from the house. The location to flush will vary depending on how your plumbing is connected. Typical flushing tips are to fill an upstairs bathtub (with cold water) and also open an outside faucet on the far side of the house.
- ◆ If the colored water came from the District's water mains and we request that you flush it out of your home, simply call us at 726-3155 and we could apply a "flushing credit" to your account on the next monthly

See the WATER QUALITY section of our website for additional information, informational videos and water quality tips!!



*The Aromas Water District is proud to have earned the **Transparency Certificate of Excellence and the District of Distinction** from the Special District Leadership Foundation (SDLF) in recognition of our efforts promoting transparency and good governance.*



www.aromaswaterdistrict.org

Water Quality Annual Report

2025

***Important information about
your water is enclosed!***

***¡Este informe contiene informa-
ción muy importante sobre su
agua potable!***

www.aromaswaterdistrict.org

CONTACTING YOUR AROMAS WATER DISTRICT

**388 Blohm Avenue
Phone: (831) 726-3155
Fax: (831) 726-3951**

**Mail: P.O. Box 388 Aromas, 95004 or
email admin@aromaswaterdistrict.org**

Public participation is encouraged at our regularly scheduled Board meetings held the fourth Tuesday of every month, at 7:00 p.m. Please check our website for location details. General Manager, Robert Johnson can be reached at the office phone or email listed above. Office hours are Monday, Wednesday, and Friday 9:00am to 5:00pm. In case of an after-hours emergency, we have a 24-hour Answering Service available by following the directions in our voice message.

More information is available on our website; Board Agendas and Minutes, Board meeting access, Water Quality information, conservation tips and much more.